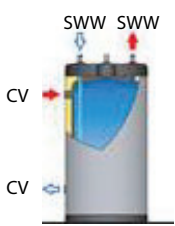
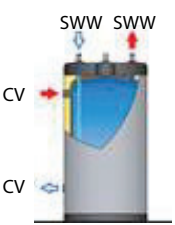
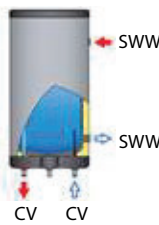
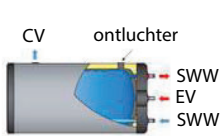
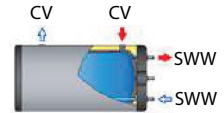
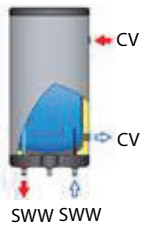


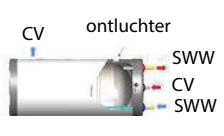




Toestel	Vloermontage	Verticale wandmontage	Horizontale wandmontage	
			Primair debiet (CV) ≤ 2000 L/h	Primair debiet (CV) > 2000 L/h
<b>Smart Green</b>		NVT	NVT	NVT
<b>Smart</b>				
<b>Smart EW</b>	NVT		NVT	NVT
<b>Comfort</b>				
<b>Comfort E</b>	NVT		NVT	NVT

Door horizontale plaatsing nemen de sanitaire prestaties af.

\*