

Voer hier uw zoekterm in


Zoeken

## Hoe Cozytouch installeren in 3 stappen.

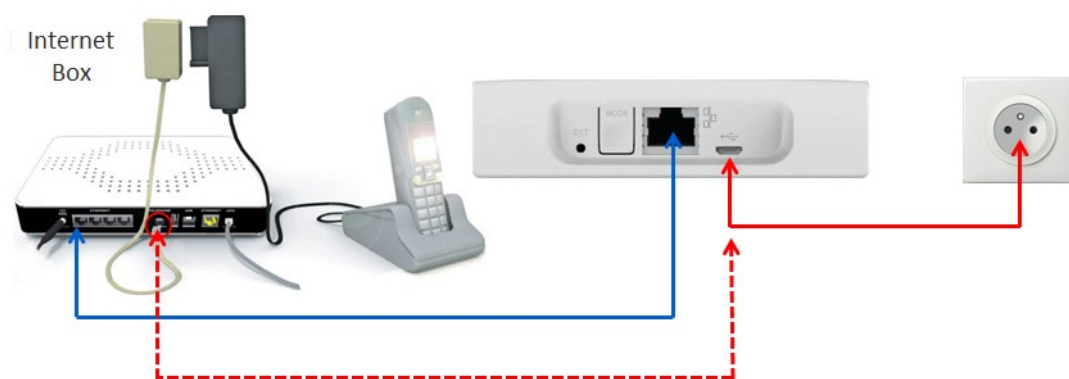
Gemaakt door: Antonia

Gewijzigd op: Ma, 10 Apr, 2017 at 4:30 PM

### Step 1: Kit composition



### Step 2: Connect Cozytouch to the internet box & to the power grid



■ Ethernet RJ45 cable: —

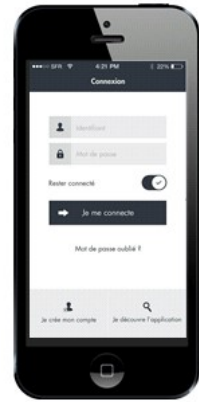
■ AC adaptor: —

■ For the electric supply, Cozytouch can be connected directly to the internet box by the USB: - - - -

🌈 Step 3: Download and install the application COZYTOUCH



or



A Antonia is the author of this solution article.